

# 110BHM3

## Weigh Module

### Installation Guide



## Contents

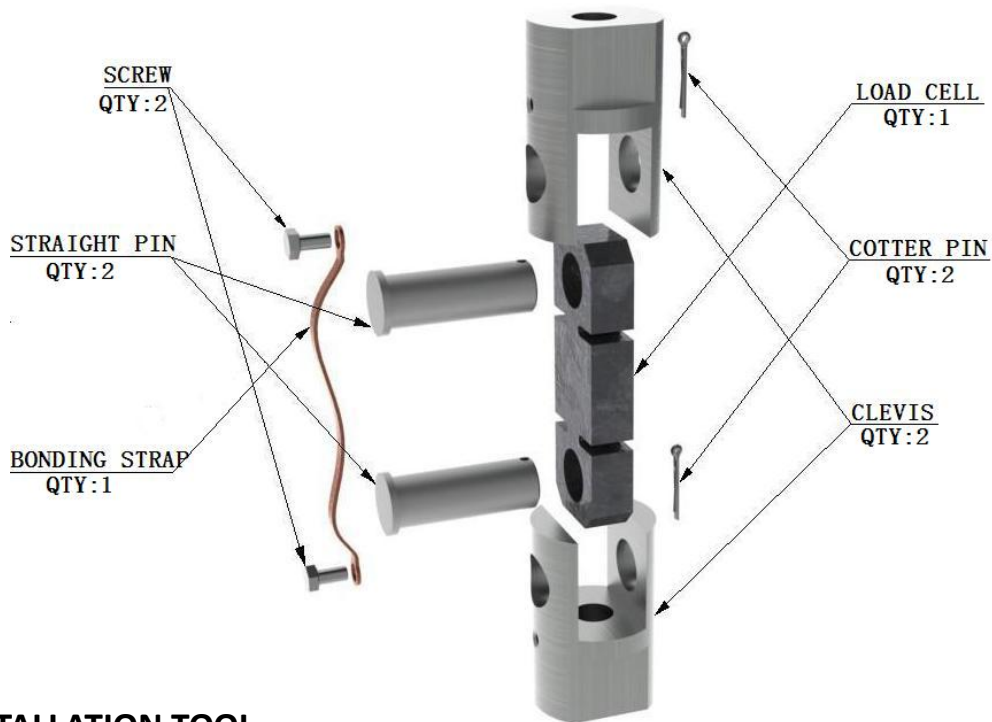
<b>1. Introduction .....</b>	<b>3</b>
<b>2. Replacement Parts &amp; Installation Tools .....</b>	<b>4</b>
<b>3. Installation Steps .....</b>	<b>4</b>
<b>4. Integral Installation .....</b>	<b>6</b>
<b>5. Dimensions .....</b>	<b>7</b>

## 1/ Introduction



- To use with tension link load cell 110BH
- Capacities: 500kg...10t.
- Tension loading design, no threaded connection in between.
- Self checking, patented hole design provides high repeatability.
- Multi-directional movement.
- Can withstand bigger bending and torsional force while providing a higher safety factor

## 2/ Replacement Parts & Installation Tools



### INSTALLATION TOOL

1. Outer Hexagonal Wrench
2. Plier

## 3/ Installation Steps

### Step 1:

Put the load cell in one of the clevises, and insert the pin. Keep the load cell in the middle of clevis, do not brush with the clevis. As shown in the figure below.



**Step 2:**

Insert the cotter pin in the hole at the end of straight pin, and open the cotter pin with the plier. Keep the load cell in the middle of clevis, do not brush with the clevis . As shown in the figure below.



**Notice:**

The angle of Cotter pin is 60 °in principle.

The cotter pin must be okey at a time, cannot be used again and again.

**Step 3:**

Repeat step 1 and step 2. Install the second clevis to the other end of the load cell, on straight pins and cotter pin. As shown in the figure below.




**Step 4:**

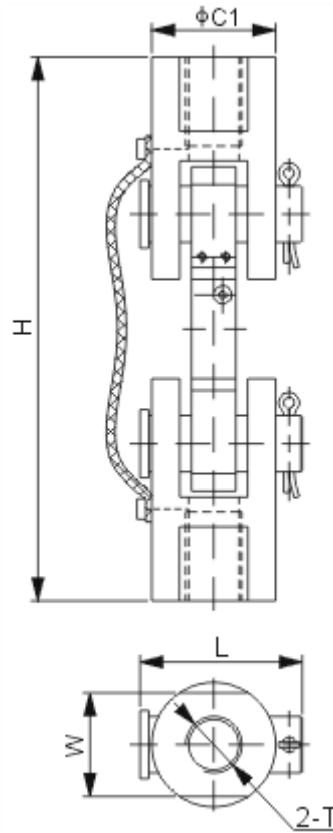
Tighten the screws to install the bonding strap. As shown in the figure below.



**4/ Integral Installation**



**5/ Dimensions**



RATED CAPACITY	DIMENSIONS					SHIPPING WEIGHT
	C1	H	L	W	T	
<b>kg/mm</b>						
500...1,000	35	125	46	27	1/2-20 UNF Depth20	0.5
2,000	45	184	57	35	3/4-16 UNF Depth30	1.2
5,000	65	216	77	52	1-14 UNS Depth30	3.5
10,000	85	296	98	55	1-1/2-12UNF Depth45	6.4
<b>lb/inches</b> (conversion of above dimensions)						
1102.3...2,202.6	1.38	4.92	1.81	1.06	1/2-20 UNF Depth0.79	1.10
4,405.3	1.77	7.24	2.24	1.38	3/4-16 UNF Depth1.18	2.65
11,013.2	2.56	8.50	3.03	2.05	1-14 UNS Depth1.18	7.72
22,026.4	3.35	11.65	3.86	2.16	1-1/2-12UNF Depth1.77	14.11