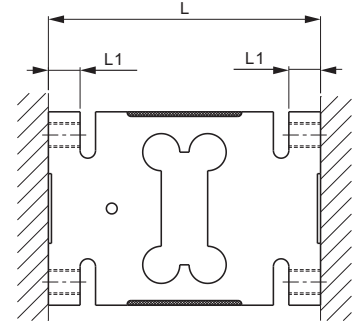
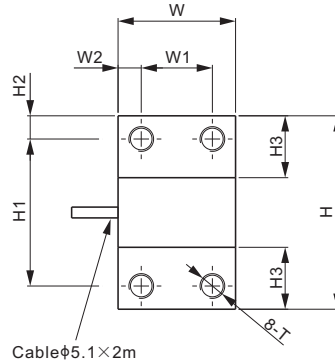



Aluminum



DIMENSIONS

RATED CAPACITY	H	H1	H2	H3	L	L1	W	W1	W2	T
kg/mm										
500–2,000	125.0	95.0	15.0	40.0	176.0	20.5	76.0	46.0	15.0	M16
lb/inches (conversion of above dimensions)										
1,102.3–4,409.2	4.92	3.74	0.59	1.57	6.93	0.81	2.99	1.81	0.59	M16

SPECIFICATIONS

Full Scale Output	2.0 mV/V ± 10%	Recommended Excitation	10V (15V Maximum)
Zero Balance	± 0.02 mV/V	Reference Max. Platform Size	1200 × 1200 mm
Non-linearity	< ± 0.017%	Insulation Resistance	> 2 [50V DC] GΩ
Repeatability	< ± 0.017%	Nominal Temperature Range	-10°C to 40°C / 14°F to 104°F
Hysteresis Error	< ± 0.017%	Safe Overload	150% of full scale
Creep in 30 min.	< ± 0.023%	Breaking Overload	300% of full scale
Input Resistance	415 Ω ± 15	Seal Type / IP Rating	Environmentally Sealed / IP66
Output Resistance	350 Ω ± 3	Cable Color Code	Exc+ Red Exc- Black Sig+ Green Sig- White Shield Bare
Element Material	Aluminum		

PART NUMBER

Rated Capacity	Part No.	Shipping Weight (kg) Approx.
500kg.....	108DA-500kg.....	3.6
800kg.....	108DA-800kg.....	3.6
1t.....	108DA-1t.....	3.6
1.5t.....	108DA-1.5t.....	3.6
2t.....	108DA-2t.....	3.6

INTERCHANGEABLE PRODUCTS

Manufacturer	Model
Vishay Celtron.....	HOC
Vishay Tedeo-Huntleigh.....	1320



NTEP 1:6 000 Class III, Single Cell



OIML MAA C6, Y=15 000