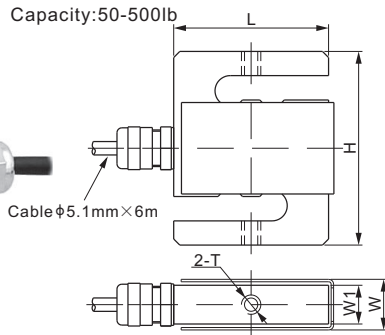



101NH

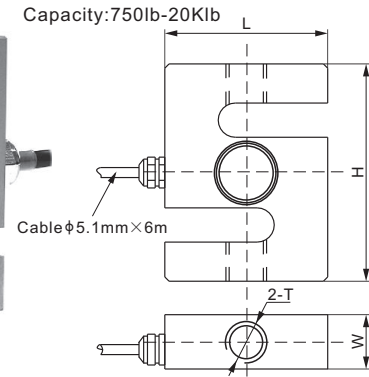


Alloy Steel

Capacity:50-500lb



Capacity:750lb-20Klb



RATED CAPACITY	H	L	DIMENSIONS			Shipping Weight(lb)
lb/inches			W	W1	T	
50-250	2.50	2.00	0.65	0.50	1/4-28 UNF-2B	1.3
500	3.00	2.00	0.89	0.75	1/2-20 UNF-2B	1.5
750-3,000	3.00	2.00	1.11	-	1/2-20 UNF-2B	2.0
5,000; 10,000	4.00	3.00	1.00	-	3/4-16 UNF-2B	3.3
15,000	5.50	4.00	1.25	-	1-14 UNS-2B	6.6
20,000	7.00	4.92	2.00	-	1 1/4-12 UNF-2B	15.0

SPECIFICATIONS

Full Scale Output	3.0 mV/V ± 1%	Recommended Excitation	10V (15V Maximum)
Zero Balance	± 0.02 mV/V	Insulation Resistance	>2 [50V DC] GΩ
Non-linearity	< ± 0.017%	Compensated Temperature Range	-10°C to 50°C / 14°F to 122°F
Repeatability	< ± 0.017%	Safe Overload	150% of full scale
Hysteresis Error	< ± 0.017%	Breaking Overload	300% of full scale
Creep in 30 min.	< ± 0.023%	Seal Type / IP Rating	Cap. ≤ 500lb: Environmentally Sealed / IP66 Cap. ≥ 750lb: Environmentally Sealed / IP67
Input Resistance	350Ω ± 7	Cable Color Code	Exc+ Red Exc- Black Sig+ Green Sig- White Shield Bare
Output Resistance	350Ω ± 3		
Element Material	Alloy Steel, Nickel Plated		

Rated Capacity	Deflection Emax (inch)	Width Height	Part Number*	INTERCHANGEABLE REFERENCE						
				Coti-Global		Rice Lake		Vishay		
				CGSB	CGSB-1	RL20000	RL20001	Celtron STC	Revere 363	Sensortronics 60001
50lb	0.004-0.008	W:0.65" (H:2.5")	101NH-50lb	W:0.75"	W:0.75"	W:0.75"				
100lb	0.004-0.008	W:0.65" (H:2.5")	101NH-100lb	W:0.75"	W:0.75"	W:0.75"				(H:2.4")
200lb	0.005-0.009	W:0.65" (H:2.5")	101NH-200lb	W:0.75"	W:0.75"	W:0.75"				(H:2.4")
250lb	0.005-0.009	W:0.65" (H:2.5") (L:2") (T: 1/4-28)	101NH-250lb	W:0.75" (H:3")	W:0.75"	W:0.75"	W: 0.75" (L: 3") (T: 3/8-24)	W: 1.05" (H: 3")	(H:2.4")	W: 0.75" (H: 3")
UNF-2B				(T: 3/8-24)				(T: 3/8-24)		(T: 3/8-24)
500lb	0.005-0.009	W:0.89" (H:3")	101NH-500lb	W:1.00"	W:1.00" (H:2.5")	W:1.00" (H:2.5")	W:1.00"	W:1.2"	W:0.9" (H:2.4")	W:1.00"
750lb	0.004-0.008	W:1.11" (H:3")	101NH-750lb	W:1.00"	W:1.00" (H:2.5")	W:1.00" (H:2.5")	W:1.00"	W:1.2"	W:0.9" (H:2.4")	W:1.00"
1Klb	0.004-0.007	W:1.11" (H:3")	101NH-1Klb	W:1.00"	W:1.00" (H:2.5")	W:1.00" (H:2.5")	W:1.00"	W:1.03"	W:0.9" (H:2.4")	W:1.00"
1.5Klb	0.005-0.009	W:1.11" (H:3")	101NH-1.5Klb	W:1.00"	W:1.00" (H:2.5")	W:1.00" (H:2.5")	W:1.00"	W:1.03"	W:0.9" (H:2.4")	W:1.00"
2Klb	0.007-0.011	W:1.11" (H:3")	101NH-2Klb	W:1.00"	W:1.00" (H:2.5")	W:1.25" (H:2.5")	W:1.00"	W:1.25"	W:1.15" (H:2.4")	W:1.00"
2.5Klb	0.009-0.012	W:1.11" (H:3") (L:2")	101NH-2.5Klb	W:1.00"	W:1.00" (H:2.5")	W:1.25" (H:2.5") (L:3")	W:1.25"	W:1.25"	W:1.15" (H:2.4")	W:1.25"
3Klb	0.010-0.014	W:1.11" (H:3") (L:2")	101NH-3Klb	W:1.00"	W:1.0" (H:4.0") (L:3")	W:1.25" (H:4") (L:3")	W:1.25"	W:1.25"	W:1.15" (H:3.9")	W:1.25"
UNF-2B		(T: 1/2-20)							(T: 3/4-16)	
5Klb	0.012-0.016	W:1" (H:4")	101NH-5Klb			W:1.25"	W:1.25" (H:4.25")	W:1.25" (H:4.25")	W:1.15" (H:3.90")	W:1.25" (H:4.25")
10Klb	0.014-0.018	W:1" (H:4") (L:3")	101NH-10Klb	(H:4.75")		W:1.25"	W:1.25" (H:4.75") (L:3.50")	W:1.25" (H:4.75") (L:3.50")	W:1.15" (H:3.90") (L:2.94")	W:1.25" (H:4.75") (L:3.50")
15Klb	0.014-0.018	W:1.25" (L:4") (T: 1-14 UNS-2B)	101NH-15Klb			W:1.5" (T:1-12 UNF)	W:1.50"	W:1.50"	W:1.65" (L:3.44")	W:1.50"
20Klb	0.015-0.019	W:2.0" (L:4.92")	101NH-20Klb	(L:5.00")		W:2.25" (L:5.00")	W:2.25" (L:5.00")	W:2.19" (L:5.00")	W:1.88" (L:4.44")	W:2.25" (L:5.00")

* ATEX, FM, IECEx approved versions carry the "-Ex" suffix.

100lb-500lb: up to NTEP 1:4 500 Class III, Single Cell; 1Klb-20Klb: up to NTEP 1:5 500 Class III, Single Cell

200kg-1.5t: up to OIML MAA C3, Y=17 000; 2t-10t: up to OIML MAA C4.5, Y=14 000

For further available P/N's & specifications per NTEP/OIML classes, please contact customer service.

www.anyload.com

© 2023 ANYLOAD V2 dimensions and specifications subject to change without notice