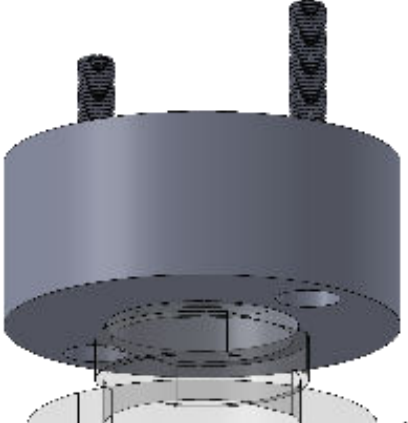
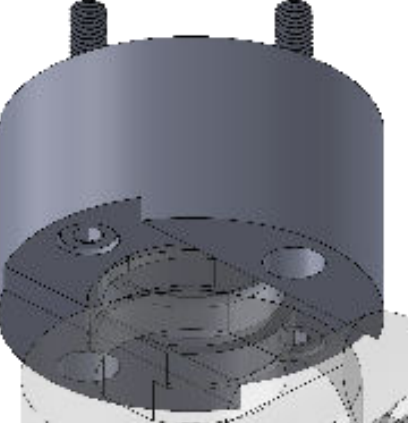


106RS Load Cell Mounting Cups Options

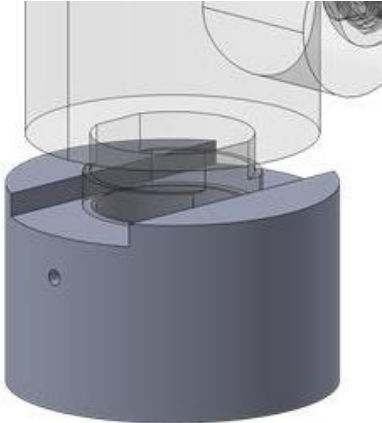
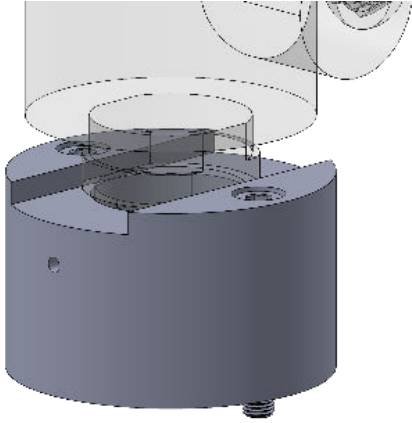
August 5, 2025 - ANYLOAD presents an updated array of 106RS mounting cup options, based on dealer feedback. A new and improved mounting system of cup and base options designed for a variety of use cases and applications is now available and listed on our 106RS datasheet and installation manual.

For additional information or input, please contact your customer service representative or via email at info@anyload.com.

Top Caps

Part Number	Main Features	Application Considerations	Illustration
MC106R	<ul style="list-style-type: none"> - No anti-rotation features - 2 bolts for easy installation 	<ul style="list-style-type: none"> - Cable can be placed anywhere 	
MC106R-B1	<ul style="list-style-type: none"> - 4 selectable positions for cable exit - Strong anti-rotation feature 	<ul style="list-style-type: none"> - Cable can be oriented 4 ways - More robust anti-rotation 	

Lower Bases

Part Number	Main Features	Application Considerations	Illustration
MB106R	<ul style="list-style-type: none"> - Secured with 3 flat discs spaced 120° apart - Self centering, can orient cable in any direction 	<ul style="list-style-type: none"> - Cable can be placed anywhere - Flexible base position 	
MB106R-A1	<ul style="list-style-type: none"> - Fixed load cell orientation - No locating discs, smaller footprint 	<ul style="list-style-type: none"> - Restricted space applications - Stronger rotation prevention required 	
MB106R-B1	<ul style="list-style-type: none"> - No locating features, can be installed in any orientation - Secured with 3 flat discs spaced 120° apart 	<ul style="list-style-type: none"> - Quick installation in any orientation - Simplified lower cup installation 	